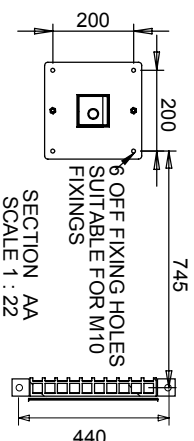
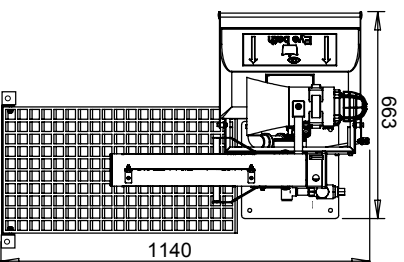
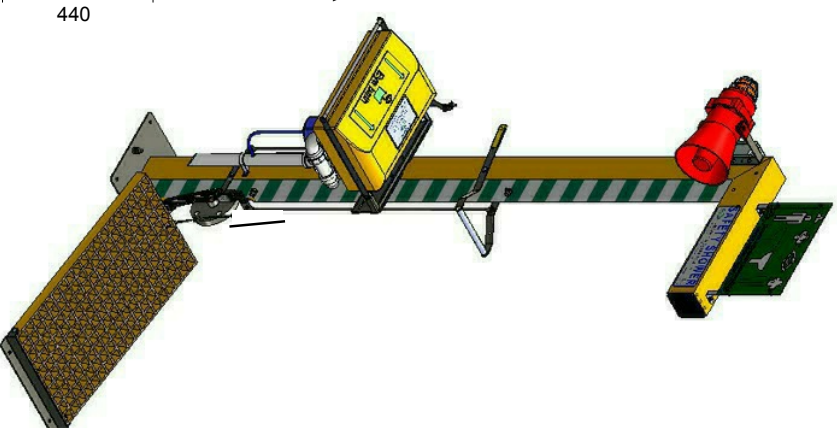


The Optional Proximity switches are fitted on the side and activated by the shower (and eyebath) operating valve handle.



Manufactured from GRP Yellow outer case, ABS pipe work and stainless steel which are corrosion resistant materials, giving superior strength; a long life and suitability for outside use. Designed to be highly visible for ease of identification and work first time every time. These units are self draining and therefore can not overheat or freeze. Ideal for any environment

Shower suitable for use with 1-7 Bar Recommended water inlet pressure 2 Bar. The eyebath comes with flow regulator situated in middle of nozzle pipework. GFS1F UNIT IS AS DRAWING AND FITTED WITH ONE OVERHEAD ROSE ONLY (NO SPRAY NOZZLES) FOR CLIMATES BELOW -10 DEG C, TRACE HEATING WIRE IS USED AROUND THE OPERATING VALVES.



Description :
ATEX FREESTANDING SHOWER 3 NOZZLES WITH GEB

Rev 3a
Dated 14-2-12

Date 27/11/2009 Rev Date 11/12/2009 Drg No. GFS3FMGEBMPAS40FS

A4 Scale 1:20 Weight 55.14Kg Do not scale drawing

PROPRIETARY AND CONFIDENTIAL

THE INFORMATION CONTAINED IN THIS DRAWING IS THE SOLE PROPERTY OF SHOWERS & EYEBATHS SERVICES LTD. ANY REPRODUCTION IN PART OR AS A WHOLE WITHOUT THE WRITTEN PERMISSION OF SHOWERS & EYEBATHS SERVICES LTD IS PROHIBITED.
Doc No. F 14 (A0)/Issue No. /Issue Date: 01/08/2007

ATS
ShieldSafe
COMPLY - PROTECT - INNOVATE

ALPINE TECHNICAL SERVICES

Midvale, UT 84047

800.747.9953

ATShieldSafe.com



Certificate No. 6874